



 **2,727 - 2,783 Sq Ft**

 **3 - 4 Beds**

 **2.5 - 3.5 Baths**

 **2 Car Garage**

 **2.0 Story**

- Spacious Owner's Suite and Bath with Dual Vanities, Walk-In Shower and Large Walk-In Closet on Main Level
- Easy access to Laundry Room from Owner's Suite
- Gourmet Kitchen with Island overlooking Dining Area and Family Room
- Double Door Open Up to a Private Study on Main Level
- Powder Bath and Large Pantry off the Mud Room
- Two Secondary Bedrooms with a Jack and Jill Bath, as well as a Loft or Media Room on Upper Level

[Read More Online](#)

Available Elevations



Elevation A



Elevation B



Elevation C



Elevation D



Elevation E

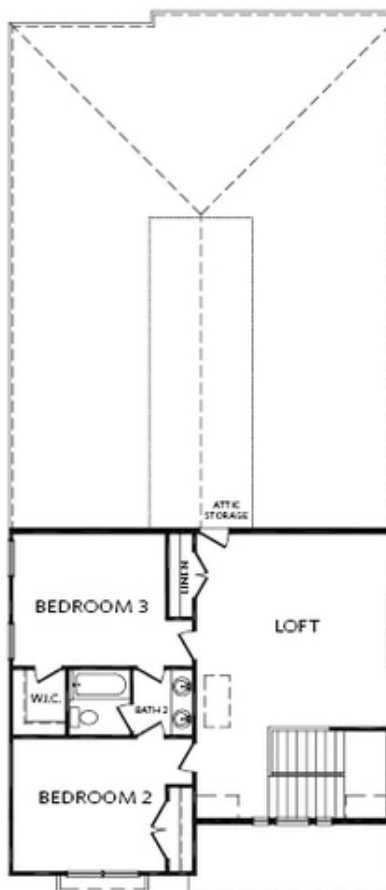


Elevation F



FIRST FLOOR

Elevation A



SECOND FLOOR

Elevation A



OPT Sliding Glass Door



OPT Golf Cart Garage



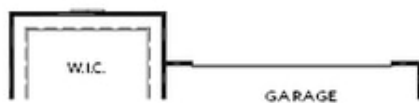
OPT Tub/Shower Combo



OPT Storage



OPT Larger Shower

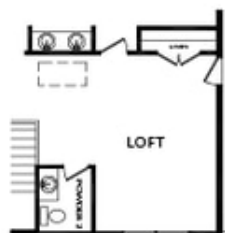


OPT Larger Owner's Closet

OPTIONS FIRST FLOOR



OPT Bedroom 4 w/ Full Bath 3



OPT 2nd Powder Room

OPTIONS SECOND FLOOR